

**LAMPIRAN PROSES KORESPONDENSI DARI SUBMIT HINGGA PUBLIKASI
PADA JURNAL NASIONAL TERAKREDITASI SINTA 2
(SEBAGAI SYARAT KHUSUS – FILE 5.23)**

Judul : Indonesia Composite Index and Market Reaction in Indonesia Due to Covid-19 Pandemic.

Penulis : Pertama dari dua orang penulis

Nama Jurnal : Asia-Pacific Management and Business Application (APMBA).

Vol/ No/ Hal. : 10(3) 2022, 413-424

Status Jurnal : Jurnal Terakreditasi Sinta 2.

No.	Item Kegiatan	Tanggal	Halaman
1.	Submission Article	15 Nopember 2021	1
2.	Surat Permintaan Revisi Dilampirkan dengan Bukti Hasil Review Reviewer	25 Februari 2022	5
3.	Bukti Revisi	2 Maret 2022	15
4.	Pemberitahuan Accepted (LOA)	30 Maret 2022	30
5.	Online Publish (Abstrak)	30 April 2022	32
6.	Online Publish (Full Paper)	19 Juli 2022	34

1. SUBMISSION ARTICLE

Tanggal 15 Nopember 2021

Active Submissions

- [Active](#)
- [Archive](#)

MM-DD						
ID	Submit	Sec	Authors	Title	Status	
505	11-15	ART	Widnyana	Indonesia Composite Index and Market Reaction in...	Awaiting assignment	

1 - 1 of 1 Items

Start a New Submission

[Click here](#) to go to step one of the five-step submission process.

About APMBA

- [Aim and Scope](#)
- [Editorial Team](#)
- [Reviewer](#)
- [Publication Ethics](#)
- [Visitor Statistic](#)

User


You are logged in as... **wid_1**

- [My Profile](#)
- [Log Out](#)

Information fo Author

- [Author Guidelines](#)
- [Template](#)
- [Online Submissions](#)

Tools

 Compose

Mail

 Inbox

 Starred

 Snoozed

 Sent

Chat



No conversations

[Start a chat](#)

Spaces



No spaces yet

[Create or find a space](#)

Meet



Dr. Dodi Irawanto <editor.apmba@ub.ac.id>

to me ▾

I Wayan Widnyana:

Thank you for submitting the manuscript, "Indonesia Composite Index and Market Reaction in Indonesia Due to Covid-19 Pandemic" to APMBA (Asia Pacific Management and Business Application). With the online journal management system that we are using, you will be able to track its progress through the editorial process by logging in to the journal web site:

Manuscript URL: <https://apmba.ub.ac.id/index.php/apmba/author/submission/505>

Username: wid_1

If you have any questions, please contact me. Thank you for considering this journal as a venue for your work.

Dr. Dodi Irawanto

APMBA (Asia Pacific Management and Business Application)

Editor in Chief

Asia Pacific Management and Business Applications

Department of Management, Faculty of Economics and Business, Brawijaya University,

Jl. Veteran, Malang, 65145, INDONESIA

Malang, 15 November 2021

Dear I Wayan Widnyana:

Thank you for submitting the manuscript, "Indonesia Composite Index and Market Reaction in Indonesia Due to Covid-19 Pandemic" to APMBA (Asia Pacific Management and Business Application). With the online journal management system that we are using, you will be able to track its progress through the editorial process by logging in to the journal web site:

Manuscript URL: <https://apmba.ub.ac.id/index.php/apmba/author/submission/505>

Username: wid_1

If you have any questions, please contact me. Thank you for considering this journal as a venue for your work.

Dr. Dodi Irawanto

APMBA (Asia Pacific Management and Business Application)

Editor in Chief

Asia Pacific Management and Business Applications

Department of Management, Faculty of Economics and Business, Brawijaya University,

Jl. Veteran, Malang, 65145, INDONESIA

2. SURAT PERMINTAAN REVISI

Tanggal 25 Februari 2022

Summary of Reviewers Comments

Accepted-**Minor Revision**

Dear I Wayan Widnyana, et .al

The Author Posing The Interesting Topics With **Indonesia Composite Index and Market Reaction in Indonesia Due to Covid-19 Pandemic.** After initial screening by editor and sent to two reviewers, the reviewers founds that

1. The article has a complete component (abstract, introduction, problem formulation, literature review, research methodology, discussion and conclusion).
2. The literature review is a great relevant and recent (min number of references 60% of total references less than 10 years)

Elaborate how the sample you used are relevant within the Covid-19 pandemic

3. Quality of Methodology are quite complete: Why using t-test need to supported by strong references
4. Quality of discussion is above standard and well aligned
Add more 5 Scopus journal to support your finding - whereas possible results from Indonesian context studies

Please revise within 1 weeks of acceptance this letter and in meanwhile we will publish your abstract in the due course. Again congratulations for your article that accepted in our journal to be published on Vol 10 No 3 April 2022.

Editor in chief

Dodi Wirawan Irawanto, PhD

Editor in Chief

Asia Pacific Management and Business Applications

University of Brawijaya

Malang – INDONESIA

p. +6281353238012

e. editor.apmba@ub.ac.id

HASIL REVIEW DARI REVIEWER 1

Form Review Asia-Pacific and Management Business Application

This review form is designed to compliment and seed up the review process of article considered for publication at APMBA Journal

Title of Article (please copy paste the title in below form) *

Indonesia Composite Index and Market Reaction in Indonesia Due to Covid-19 Pandemic

Article Structure: Does the article has a complete component (abstract, introduction, problem * formulation, literature review, research methodology, discussion and conclusion) .Please also provide suggestion of improvement on the others comment

- ☒ Comprehensive
- ☐ Missing one component
- ☐ Missing more than one component
- ☐ Yang lain:

Does the literature review is relevant and recent (min number of references 60% of total references less than 10 years). Please also provide suggestion of improvement on the others comment *

- ☒ References are relevant and recent
- ☐ References are relevant and not recent
- ☐ References are somehow relevant and recent
- ☐ References are not relevant
- ☒ Yang lain: Elaborate how the sample you used are relevant within the Covid-19 pandemic

Quality of the methodology. Please also provide suggestion of improvement on the others comment *

- ☐ Clear sampling technique and rationale data analysis reasoning
- ☒ Clear sampling technique but somehow reasoning on data analysis is not clear
- ☐ Sampling technique are not clear and reasoning of data analysis is clear
- ☐ The methodology is weak
- ☒ Yang lain: Why using t-test need to supported by strong references

The quality of discussion is conclusive *

- ☐ Only focus on data interpretation
- ☒ Data interpretation companied by discussion and proper conclusion
- ☐ Data interpretation companied by strong discussion and recent literature and proper conclusion
- ☐ Data interpretation, discussion and conclusion is weak
- ☒ Yang lain:
Add more 5 Scopus journal to support your finding - whereas possible results from Indonesian context studies

Reviewer and Date completed *

Reviewer 1, 23 February 2021

Recommendation *

- ☒ Accept with minor revision
- ☐ Accept with major revision
- ☐ Reject

Formulir ini dibuat dalam Universitas Brawijaya.

Google Formulir

HASIL REVIEW DARI REVIEWER 2

Form Review Asia-Pacific and Management Business Application

This review form is designed to compliment and seed up the review process of article considered for publication at APMBA Journal

Title of Article (please copy paste the title in below form) *

Indonesia Composite Index and Market Reaction in Indonesia Due to Covid-19 Pandemic

Article Structure: Does the article has a complete component (abstract, introduction, problem formulation, literature review, research methodology, discussion and conclusion) .Please also provide suggestion of improvement on the others comment *

- ☒ Comprehensive
- ☐ Missing one component
- ☐ Missing more than one component
- ☐ Yang lain:

Does the literature review is relevant and recent (min number of references 60% of total references less than 10 years). Please also provide suggestion of improvement on the others comment *

☒ References are relevant and recent

☐ References are relevant and not recent

☐ References are somehow relevant and recent

☐ References are not relevant

☐ Yang lain:

Quality of the methodology. Please also provide suggestion of improvement on the others comment *

☒ Clear sampling technique and rationale data analysis reasoning

☐ Clear sampling technique but somehow reasoning on data analysis is not clear

☐ Sampling technique are not clear and reasoning of data analysis is clear

☐ The methodology is weak

☒ Yang lain: Using two different test need to data analysis reasoning

The quality of discussion is conclusive *

☐ Only focus on data interpretation

☐ Data interpretation companied by discussion and proper conclusion

☒ Data interpretation companied by strong discussion and recent literature and proper conclusion

☐ Data interpretation, discussion and conclusion is weak

☐ Yang lain:

Reviewer and Date completed *

Reviewer 2, 24 February 2021

Recommendation *



Accept with minor revision



Accept with major revision



Reject

Formulir ini dibuat dalam Universitas Brawijaya.

Google Formulir

3. BUKTI REVISI

Tanggal 2 Maret 2022

 Compose



Wayan Wid Unmas <wywid@unmas.ac.id>

to Dodi ▾

Dear Editor APMBA.

Ms. Safrilia Ayu Nani
Office Assistance
Asia-Pacific Management and Business Applications
Management Department
University of Brawijaya

I hereby send the revision of our manuscript
Thank you.

Best regards
I Wayan Widnyana



**Indonesia Composite Index and Market Reaction in
Indonesia Due to Covid-19 Pandemic****I Wayan Widnyana^{a*}**
G. Oka Warmana^bUniversitas Mahasaraswati Denpasar, Bali, Indonesia; Universitas Pembangunan Nasional
“Veteran” Jawa Timur, Indonesia**Abstract**

This study aims to examine the impact of the Covid-19 pandemic on the Indonesia Composite Index (ICI) and the reaction of the Indonesian capital market to events related to the Covid-19 pandemic in Indonesia. There were two events observed, the first event was the announcement of the first positive case of Covid-19 in Indonesia, and the second event was the determination of the status of a national disaster by the Indonesian government. Testing of effect of the Covid-19 pandemic on stock prices was carried out by using an independent sample t-test against the average ICI before and after the two events. Testing the market reaction using the event study methodology. The test results found that the ICI average decreased significantly after the announcement of the first positive Covid-19 case. The ICI average also decreased significantly after the determination of the national disaster status. The average ICI return did not differ significantly before and after the two events. The market reaction test found no significant abnormal returns around the two events. The Covid-19 pandemic had an impact on the Indonesian capital market, marked by a decline in the ICI, although investors in the capital market did not react excessively, so there was no significant abnormal return.

Keywords

abnormal return, event study, ICI, market reaction

Introduction

Stock prices in the capital market are affected by events that have an economic impact. Previous research has investigated the relationship of capital market returns with important events such as political events (Kirana & Sembel, 2019), natural disasters (Wang & Kutan, 2013), nuclear disasters (Ferstl et al., 2012).

Covid-19 outbreak first pitch detection in Wuhan City, Hubei Province, China in December 2019. This plague quickly spread throughout the world. The World Health Organization (WHO) declared the Covid-19 pandemic on March 11, 2020.

In February 2020, the Indonesian government still believes that Covid-19 has not entered Indonesia, even though researchers from Harvard University predict that Covid-19 should have entered Indonesia. Even on February 26, 2020, the government has budgeted IDR 72 billion

for travel promos. On March 2, 2020, the Indonesian government announced two patients' cases Covid-19, first confirmed in Indonesia. On March 14, 2020, President Joko Widodo declared the Covid-19 outbreak a national disaster, and on March 31, 2020, the Government issued Government Regulation Number 21 of 2020 concerning Large-Scale Social Restrictions (PSBB).

Even though until the end of February 2020 the government still showed a calm attitude, the capital market seems to have shown a negative reaction first, as indicated by the continuing decline in the closing price of the Indonesia Composite Index (ICI). Table 1 shows the ICI closing price at the end of December 2019-March 2020. The ICI, which usually closed higher every January, did not occur during the 2019-2020 transition.

Table 1. Changes in the ICI at the December 2019-March 2020

Month	Closing Price (IDR)	Change (%)
December 2019	6,299.54	
January 2020	5,940.05	-5.71
February 2020	5,452.70	-8.20
March 2020	4,538.93	-16.76

Source : Indonesia Stock Exchange

Table 1 shows the percentage decline continues to increase every month. The biggest decrease occurred in March 2020, when the Covid-19 case was found in Indonesia and the government determined the status of a national disaster. The decline in March was even more than

double the decline in February, this indicates that the determination of the status of a national disaster had a big enough impact to bring down stock prices on the Indonesia Stock Exchange (IDX) which had previously declined.

Table 2. ICI Closing Prices at the End of December and January for the Last 5 Years

December	ICI (IDR)	January	ICI (IDR)	Change (%)
2015	4,593.01	2016	4,615.16	0.48
2016	5,296.71	2017	5,302.66	0.11
2017	6,355.65	2018	6,605.63	3.93
2018	6,194.50	2019	6,532.97	5.46
2019	6,299.54	2020	5,940.05	-5.71

Source : Indonesia Stock Exchange

The Coronavirus pandemic is interesting to study its impact on the capital market because it is an unexpected event. The data displayed in Table 1 and Table 2 indicate that the Covid-19 outbreak had an impact on the Indonesian capital market. Previous research also supports this. Nurcahyono (2021) with panel data regression found that the number of deaths due to Covid-19 had an impact on decreasing ICI returns, even though the growth of recovered patients was quite high. This study used a different approach, namely the event study. Several previous studies have used the event study approach to study the market reaction as a result of the announcement of an event. The Covid-19 pandemic is interesting to study its impact on the capital market as an unexpected event. Liu et al. (2020) in his research using the government news program of the People's Republic of China on January 20, 2020, that the virus can be transmitted between people. Irfan et al. (2021) in their research using the announcement of a global pandemic by WHO on March 11, 2020. Polemis & Soursou (2020) in their study in Greece using the announcement of a lockdown by the government, on March 23, 2020. Bash (2020) in their study used the first case event that is known. Although several previous studies have used event studies in their research, these studies are still limited to one event, whereas this study highlights two events, namely: (1) positive announcements of Covid-19 1 and 2 patients in Indonesia on March 2, 2020., and (2) the determination of the Covid-19 Pandemic case as a National Disaster by the Indonesian government on March 14, 2020. This research also examines its impact on two variables, namely the stock price and the reaction of the Indonesian capital market.

He, et al. (2020) stated that the Covid-19 has a negative but short-term impact on stock markets of affected countries, Ngwakwe (2020) found that the Covid-19 pandemic had different effects on each stock index investigated, while Pitaloka et al. (2020) concluded that the Covid-19 Pandemic does not affect the price of the

stock. Khan, et al. (2020) stated that the Covid pandemic affected market reactions, while Liu et al. (2020) found the reaction of the market does not change with the Covid-19 pandemic.

This research has two purposes. The first objective is to examine the effect of the two events related to the Covid-19 case on the ICI. Testing is done by comparing the average ICI and the average return of the ICI before and after the event. The second objective is to test for market reactions around events. Testing is done by seeing if there is an abnormal return around the date of the event.

Theoretical Framework and Hypothesis Development

This study aims to explain that the COVID-19 pandemic can affect the combined price index and the reaction of the Indonesian capital market. Figure 1 presents the conceptual framework of this study.

The impact of the announcement of an event on the ICI return

Information published as an announcement will give a signal to investors in making investment decisions, if the announcement contains positive values, the market is expected to react when the announcement is received by the market (Jogiyanto, 2010). Market reactions are indicated by changes in share trading volume due to the announced information and all market participants have received the information. Market participants first interpret and analyze the information as good news or bad news (Wang & Zhu, 2013). The results of the interpretation of this information will later affect the demand and supply from investors, if many investors are pessimistic about the bad news from the information received, it will reduce the number of purchases that occur which are lower than the supply in the market so that prices will increase (Hu, 2017). Conversely, if an investor looks optimistic because of the good news from the information he receives, then he will increase the number of purchases that

occur which is higher than the supply in the market so that the price will be pushed up. Stock price volatility is influenced by information on the capital market. Basically, volatility or fluctuations in the market have a role in the return on investment, if the result of huge profits usually have risk high also it is commonly called the investment profile (Tandelilin, 2010).

Research previously had found the relationship between the event and pandemic of disease to return the market capital. The SARS pandemic that occurred in the 2002-2003 period was known to have a negative impact on the tourism and trade sectors in Taiwan (Chen et al., 2009). Not only pandemics in humans, but pandemics that occur in animals are also known to have an impact on the sector that is related to (Park et al., 2008; Pendell &

Cho, 2013). However, not all negative events have a significant impact on stock returns. In the AirAsia accident in 2014, it was found that there no significant difference of abnormal returns of stocks of travel and leisure industry listed at Kuala Lumpur Stock Exchange between before and after the crash of AirAsia plane. (Gumanti et al., 2018).

Return is the result obtained from investing in the capital market. There are several definitions of return used in this study. Abnormal return is the difference between the return and actual return expected (Caporale et al., 2019). The actual return is return realized or returns that have occurred can be calculated based on historical data (Ferguson & Lam, 2016). The expected return is the return expected by investors in the future (Maysami & Koh, 2000).

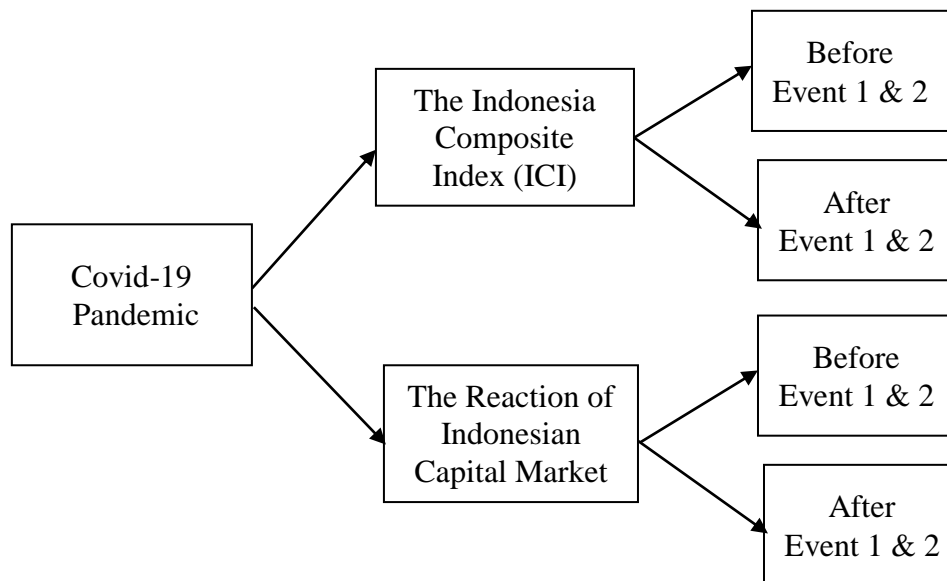


Figure 1. Conceptual Framework

Testing market reaction to an event

The market is said to be efficient if the price of securities does not deviate too much from its intrinsic value. The intrinsic value in question is based on the information contained in the financial statements of the share issuing company (Tandelilin, 2010). Investors will not get a consistent abnormal return on the days when the relevant information is available. Event studies are carried out to examine market reactions to an event whose

information is published as an announcement (Caporale et al., 2019). Event studies can be used to test the information content of announcements, and can also be used to test the market efficiency of the semi-strong form (Ferstl et al., 2012). An announcement that contains information will give an abnormal return. The market is called a semi-strong efficient form if no investor can get an abnormal return from the announced information, or if there is an abnormal

return, the market must react quickly to absorb the abnormal return towards the new equilibrium price.

Several previous studies used the event study method to investigate market reactions to events related to the Covid-19 outbreak. Bash (2020) finds that capital market returns decreased significantly after the announcement of the first registered Covid-19 case. Irfan et al. (2021) found that the Islamic stock price index in India responded negatively to the announcement of the global Covid-19 pandemic by WHO, but the Islamic stock price index in Indonesia responded positively to the announcement. Liu et al. (2020) found that capital markets in several countries responded to the news broadcast in the People's Republic of China that the Covid-19 virus can be transmitted to humans. Polemis & Soursou (2020) found that there is a significant abnormal return on the shares of energy companies in Greece around the announcement of the implementation of the lockdown.

Hypotheses

The hypotheses that can be formulated in this study is as follows:

- H1: There is a difference in the ICI before and after event 1.
- H2: There is a difference in the ICI returns before and after event 1.
- H3: There is a difference in the ICI before and after event 2.
- H4: There is a difference in the ICI returns before and after event 2.
- H5: There is an abnormal return around the date of event 1.
- H6: There is an abnormal return around the date of event 2.

Research Methods

Testing the effect of the Covid-19 pandemic on the ICI

To answer whether the Covid-19 pandemic against the ICI was carried out by comparing the ICI before and after the event. The data used were daily ICI and daily ICI return, seven days before and

seven days after the event, respectively. The ICI data is obtained from the IDX, while the ICI return is calculated using the ICI data with the formula in equation (1) as follows:

$$\text{Return ICI}_t = \frac{\text{ICI}_t - \text{ICI}_{t-1}}{\text{ICI}_{t-1}} \dots \dots \dots (1)$$

Where t represents day t. Analysis of this test data using two different tests of independent sample averages that are processed by the SPSS v.23 program.

Testing the market reaction to the Covid-19 pandemic

If the announcement contains information, the market will react around the time of the announcement, resulting in an abnormal return (Cready & Gurun, 2010). To answer the market reaction is done by statistically testing the abnormal return. Abnormal return is the difference between actual return and expected return (Johannesen & Larsen, 2016). If the actual return is the same as the expected return, then there is no abnormal return (abnormal return equals zero). If the average abnormal return is zero, it means that there is no information content about the price changes that have occurred. The definition around the time of the event in this study was from five days before the event to five days after the event (Cready & Gurun, 2010).

The calculation of the actual return in this study using the returns of the sectoral index in IDX to represent the entire business sector. The actual return calculation is formulated in equation (2). The calculation of expected return uses a market adjustment model, where the ICI return is used as a proxy for expected return so that the abnormal return in this study is defined as the difference between the actual return and the ICI return (equation 3). The ICI return calculation is in accordance with equation (1).

$$\text{Actual return}_{ti} = \frac{\text{price}_{ti} - \text{price}_{ti-1}}{\text{price}_{ti-1}} \dots (2)$$

$$\text{Abnormal return}_{ti} = \text{Actual return}_{ti} - \text{Return ICI}_t(3)$$

In which t is trading t day, i is sector index to i . $i = 1, 2, 3, \dots, 9$, namely: Agriculture; Mining; Basic Industry and Chemicals; Various Industries; Consumer Goods Industry; Property, Real Estate, and Building Construction; Infrastructure, Utilities, and Transportation; Finance; Trade, Service and Investment. Then the average abnormal return is calculated as follows:

$$\text{Abnormal return}_t = \frac{\sum_{i=1}^n \text{abnormal return}_i}{n} \dots (4)$$

Where n denotes the number of sectors (i) observed. The number of observations in this study was nine, namely all IDX sectors based on the Jakarta Stock Industrial Classification (Jasica) classification. Data analysis used one-variable hypothesis testing which was processed by the SPSS23 program

Results and Discussion

Results of testing the effect of the Covid-19 pandemic on the ICI

Table 3 shows the results of the normality test for the ICI and Return of the ICI. The null hypothesis of the Kolmogorov-Smirnov and Shapiro-Wilk test states that there is no difference between the distribution of observations and the distribution of expectations. The test results show that all of the results are insignificant ($\text{sig.} > 0.05$) means that the null hypothesis is accepted. The data analyzed were normally distributed. Furthermore, testing the research hypothesis using the parametric test, namely the independent sample t-test.

Table 3. Variable Normality Test Results

Variable	time	Kolmogorov-Smirnov ^a		Shapiro-Wilk	
		Statistics	Sig.	Statistics	Sig.
ICI ₁	before	0.200	0.200 *	0.940	0.639
	after	0.202	0.200 *	0.919	0.465
RICI ₁	before	0.152	0.200 *	0.983	0.971
	after	0.174	0.200 *	0.925	0.505
ICI ₂	before	0.195	0.200 *	0.918	0.453
	after	0.143	0.200 *	0.955	0.772
RICI ₂	before	0.162	0.200 *	0.947	0.698
	after	0.263	0.155	0.818	0.061

Note: ICI is the composite stock price index, and RICI is the ICI return subscripts 1 and 2 represent event 1 and event 2

Source: Data Process

Table 4 shows the ICI descriptive statistics and the ICI returns before and after the two events related to Covid-19. After it was found that the first patient was positive for Covid-19, the average ICI decreased from IDR. 5,728 to IDR. 5,432. The average return of the ICI actually increased slightly from -1.18% to -0.57 %, although both before and after the event the average ICI return was negative. The negative return on the ICI shows that the ICI continued to decline both before and after the first case of Covid-19 was found. The slightly

increased ICI return showed that the ICI decreased after the first Covid-19 case was slightly lower than before the case.

After the determination of the status of a national disaster, the ICI decreased again from IDR. 5,207 to IDR. 4,243. The deeper decline from this first event caused ICI to return to decline from -1.95% to -3.06%, which means that the ICI decline after the status determination was greater than before the determination of the National disaster status. These descriptive statistics show that the determination of the status of

a national disaster has a greater impact on the decline in the ICI compared to the first patient announcement of Covid-19. The decline in the ICI and the Return of the ICI

is in accordance with the findings by He et al. (2020) that COVID-19 has a negative but short-term impact on the stock markets of affected countries.

Table 4. ICI descriptive statistics and ICI returns

Variable	Time	Mean	Std. Deviation
ICI ₁	Before	5728.0357	179,74473
	After	5432.0471	199.47532
RICI ₁	before	-0.0118	0.00948
	After	-0.0057	0.03341
ICI ₂	before	5207.3914	278.48331
	After	4243.6557	268,48728
RICI ₂	before	-0.0195	0.02950
	After	-0.0306	0.02712

Note:

- ICI is the composite stock price index, and ICI is the ICI return
- ICI and RICI observations were 7 days before and 7 days after the event, respectively
- subscripts 1 and 2 represent event 1 and event 2
- Event 1 is the announcement of patients 1 and 2 positives for Covid-19 in Indonesia on March 2, 2020,
- Event 2 is the determination of the Covid-19 pandemic as a national disaster by the government on March 14, 2020.

Source: Data Process

Table 5 shows the results of the ICI difference test and the ICI return before and after events 1 and 2. The difference in the ICI before and after the announcement of the first Covid-19 case was statistically significant, indicated by a significance value of $0.013 < 0.05$. However, the difference in ICI returns is not significant, indicated by a significance value of $0.648 > 0.05$. Thus, the first research hypothesis is accepted, while the second research hypothesis is rejected. These results indicate that the announcement of the first Covid-19 patient had an impact on the decline in the ICI.

The difference between the ICI before and after the determination of the national disaster status was also statistically significant, as indicated by a significance value of $0.000 < 0.05$. However, the difference in ICI returns is not significant, indicated by a significance value of 0.478

> 0.05 . Thus, the third research hypothesis is accepted, while the fourth research hypothesis is rejected. These results indicate that the announcement of the national disaster status determination also has a significant impact on the decline in the ICI. The significant difference between the ICI in events 1 and 2 indicates that the ICI continued to decline, but the decline occurred gradually so that the difference in ICI returns was not statistically significant. This result is different from the findings by Chowdhury & Abedin (2020) in the U.S. that there was a significant abnormal return around the announcement of the first confirmed Covid-19 case. Nurcahyono et al. (2021) found that the number of cases of death due to Covid-19 in Indonesia had a negative effect on ICI. For the case in Indonesia, capital market returns may be more influenced by cases of death as a

direct impact of Covid-19, rather than the announcement of a particular event.

Table 5. Different Test Results

Variable	t	Sig. (2-tailed)
ICI ₁	2,916	0.013 **
RICI ₁	-0.468	0.648
ICI ₂	6,592	0.000 ***
RICI ₂	0.733	0.478

Note: ** significant at $\alpha = 5\%$

*** significant at $\alpha = 1\%$

- ICI is the composite stock price index, and RICI is the ICI return
- subscripts 1 and 2 represent event 1 and event 2
- Event 1 is the announcement of patients 1 and 2 positives for Covid-19 in Indonesia on March 2, 2020,
- Event 2 is the determination of the Covid-19 pandemic as a national disaster by the government on March 14, 2020.

Source: Data Process

Results of testing the market reaction to the Covid-19 event

Table 6 shows the descriptive statistics of abnormal returns. Event 2, namely the determination of the status of a national disaster occurred on Saturday, which is not

a trading day, so there is no data on the event date (D0). Data D+1 using the data on Monday 16 March 2020. Table 6 shows that there is no too large average abnormal return around event 1 and event 2.

Table 6. Descriptive Statistics of Abnormal Return

Day	Event 1		Event 2	
	Mean	Std. Dev	Mean	Std. Dev
D-5	-0.0004	0.00337	-0.0017	0.01557
D-4	0.0009	0.01194	-0.0049	0.00875
D-3	-0.0017	0.01024	-0.0053	0.01479
D-2	0.0058	0.00902	-0.0009	0.01524
D-1	-0.0077	0.01813	-0.0073	0.01572
D0	0.0071	0.01406		
D+1	-0.0011	0.00835	0.0010	0.01116
D+2	-0.0025	0.01122	0.0058	0.0164
D+3	0.0004	0.00726	0.0024	0.01243
D+4	0.0021	0.01231	0.0050	0.01339
D+5	-0.0017	0.01557	0.0024	0.03385
Min	-0.0077		-0.0073	
Max	0.0071		0.0058	

Event 1 is the announcement of patients 1 and 2 positives for Covid-19 in Indonesia on March 2, 2020,

Event 2 is the determination of the Covid-19 pandemic as a national disaster by the government on March 14, 2020.

Source: Data Process

Table 7 shows that the market reacts quickly to negative events in the presence of negative abnormal returns. Table 7 also shows the results of the abnormal return significance test, the null-testing hypothesis states that the average abnormal return is equal to zero. The test results show that there is no significant abnormal return around the date of announcement of the first Covid-19 patient and around the date of the announcement of the determination of the national disaster status, which is indicated by the overall sig value > 0.05 . The absence of an abnormal return means that there is no excessive market reaction, where the actual return is not different from the expected return. Thus, the fifth and sixth research hypotheses were rejected. The absence of abnormal returns does not mean that there is no information contained on the Covid-19 incident, because the data shows a declining ICI movement, unlike previous years. The results of this event study support the efficiency of a semi-strong market. The market is called a semi-strong efficient form if no investor can get an

abnormal return from the announced information, or if there is an abnormal return, the market must react quickly to absorb the abnormal return towards the new equilibrium price.

This result is not following the findings of Polemis & Soursou (2020) that there is a significant abnormal return as a result of Covid-19. However, these results are consistent with the findings of Liu (2020) that there is a decline in the stock price index but there is no significant abnormal return around the events for the Indonesian capital market, even though they find significant abnormal returns in the capital markets of several other Asian countries. Irfan et al. (2021) stated that the reaction of a stock exchange is dependent on other economic factors unique to the country, resulting in the impact of the event of the Covid-19 to vary from one country to another. He et al. (2020) found that the impact of COVID-19 on stock markets has bidirectional spill-over effects between Asian countries and European and American countries.

Table 7. Significance Test Results for Abnormal Return

Day	Event 1			Event 2		
	t	Sig. (2-tailed)	Mean Difference	t	Sig. (2-tailed)	Mean Difference
H-5	-0.326	0.752	-0.00037	-0.333	0.747	-0.00173
H-4	0.230	0.824	0.00092	-1,669	0.134	-0.00487
H-3	-0.484	0.641	-0.00165	-1,072	0.315	-0.00528
H-2	1.928	0.090	0.00580	-0.174	0.866	-0.00088
H-1	-1.270	0.240	-0.00767	-1,397	0.200	-0.00732
H0	1.511	0.169	0.00708			
H+1	-0.408	0.694	-0.00114	0.279	0.787	0.00104
H+2	-0.676	0.518	-0.00253	1,055	0.322	0.00576
H+3	0.158	0.878	0.00038	0.575	0.581	0.00238
H+4	0.520	0.617	0.00214	1,110	0.299	0.00495
H+5	-0.333	0.747	-0.00173	0.212	0.838	0.00239

Event 1 is the announcement of patients 1 and 2 positives for Covid-19 in Indonesia on March 2, 2020.

Event 2 is the determination of the Covid-19 pandemic as a national disaster by the government on March 14, 2020.

Source: Data Process

Conclusions, Limitations, and Suggestions

From all the test results, it can be concluded that the Covid-19 pandemic has a negative effect on the ICI. There is a significant difference in the average ICI before and after the two studied events. The ICI average decreased after the announcement of the first Covid-19 case in Indonesia and declined again after the determination of the status of a national disaster. In terms of ICI returns, no significant differences were found before and after the two events studied. The average ICI return before and after the events was all negative. Although the Covid-19 outbreak had a negative impact on the ICI, abnormal returns were not found around the events studied, these indicates a market reaction that is fast adjusting securities prices towards the new equilibrium.

From a practical aspect, the research results have implications so that investors can better understand seeing ICI movements during the Covid-19 pandemic in order to minimize investment risk. From a theoretical point of view, the results of the analysis can be used as an academic referral to see the external impact such as Covid-19 on ICI and the market reactions that occur.

The limitation of this study is that it only examines the market reaction in Indonesia so that the findings of this study cannot be generalized to capital markets in other countries. The market reaction to the announcement of an event may vary between different capital markets. The test results did not find a significant difference in ICI return before and after the two events studied. Future studies are

suggested to compare the two long periods in order to better capture the differences. The absence of significant abnormal returns due to the Covid-19 outbreak in the Indonesian capital market is also a limitation of this study. Abnormal returns may occur beyond the announcement of the events studied in this research. Investors may have anticipated the announcement about Covid-19 in Indonesia because it had happened earlier in other countries. It is recommended to study the announcements of other events related to the Covid-19 outbreak in the country and abroad.

Notes on Contributor

I Wayan Widnyana is a Senior Lecturer in in the Management Department at the Faculty of Economics and Business, Universitas Mahasaraswati Denpasar, Bali, Indonesia.

G. Oka Warmana is a Lecturer in the Management Department at the Faculty of Economics and Business, Universitas Pembangunan Nasional “Veteran” Jawa Timur, Indonesia

References

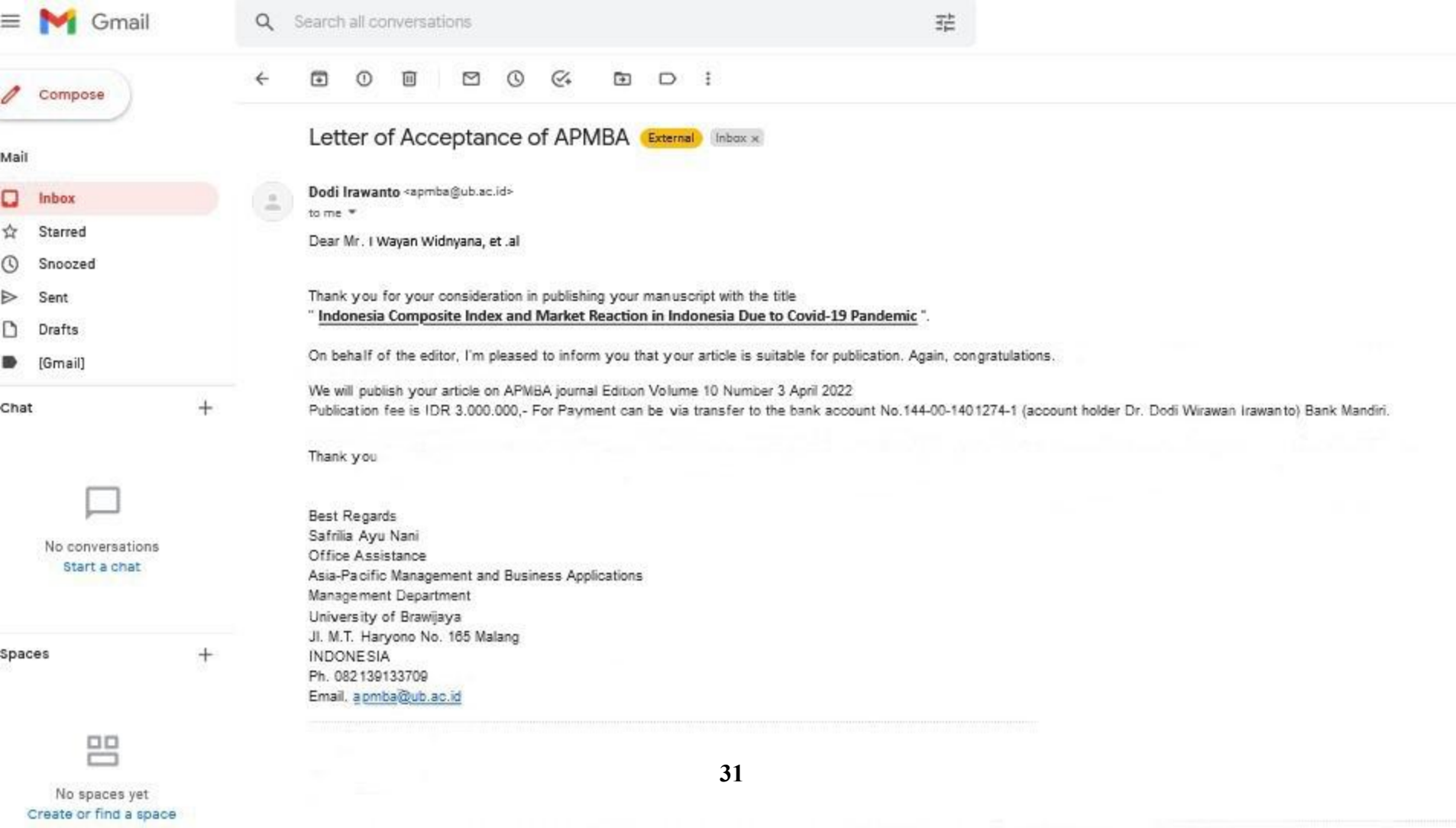
- Bash, A. (2020). International evidence of COVID-19 and stock market returns: an event study analysis. *International Journal of Economics and Financial Issues*, 10(4), 34-38. <https://doi.org/10.32479/ijefi.9941>
- Caporale, G. M., Plastun, A., & Makarenko, I. (2019). Force majeure events and stock market reactions in Ukraine. *Investment Management and Financial Innovations*, 16(1), 334-345. [https://doi.org/10.21511/imfi.16\(1\).2019.26](https://doi.org/10.21511/imfi.16(1).2019.26)

- Chen, C. D., Chen, C. C., Tang, W. W., & Huang, B. Y. H. (2009). The Positive and Negative Impacts of the Sars Outbreak: A Case of the Taiwan Industries. *The Journal of Developing Areas*, 43(1), 281–293. URL : <https://www.jstor.org/stable/40376284>
- Chowdhury, E. K., & Abedin, M. Z. (2020). Covid-19 Effects on the US Stock Index Returns: An Event Study Approach. *SSRN Electronic Journal*, May. <https://doi.org/10.2139/ssrn.3611683>
- Cready, W. M., & Gurun, U. G. (2010). Aggregate Market Reaction to Earnings Announcements. *Journal of Accounting Research*, 48(2), 289–334. <https://doi.org/10.1111/j.1475-679X.2010.00368.x>
- Ferguson, A., & Lam, P. (2016). Government policy uncertainty and stock prices: The case of Australia's uranium industry. *Energy Economics*, 60, 97–111. <https://doi.org/https://doi.org/10.1016/j.eneco.2016.08.026>
- Ferstl, R., Utz, S., & Wimmer, M. (2012). The Effect of the Japan 2011 Disaster on Nuclear and Alternative Energy Stocks Worldwide: An Event Study. *Business Research*, 5(1), 25–41. <https://doi.org/10.1007/BF03342730>
- Gumanti, T. A., Savitri, E., Nisa, N. W., & Utami, E. S. (2018). Event Study on the Crash of Airasia Plane : A Study on Travel and Leisure Companies Listed at Malaysian Stock Market. *Jurnal Akuntansi dan Keuangan*, 20(1), 20–26. <https://doi.org/10.9744/jak.20.1.20-26>
- He, Q., Liu, J., Wang, S. & Yu, J. (2020). The Impact of COVID-19 on Stock Markets. *Economic and Political Studies*, 8(3), 275–288. <https://doi.org/10.1080/20954816.2020.1757570>
- Hu, H. (2017). The impact of sovereign rating events on bank stock returns: An empirical analysis for the Eurozone. *Journal of Risk Finance*, 18(4), 338–367. <https://doi.org/10.1108/JRF-12-2016-0156>
- Irfan, M., Kassim, S., & Dhimmar, S. (2021). Impact of Covid-19 on Islamic Stock Markets: An Investigation using Threshold Volatility and Event Study Models. *International Journal of Islamic Economics and Finance (IJIEF)*, 4(1), 121-148. <https://doi.org/10.18196/ijief.v4i1.10480>
- Jogiyanto, H. (2010). Teori portofolio dan analisis investasi. *Edisi Ketujuh*. Yogyakarta: BPFE.
- Johannessen, N., & Larsen, D. T. (2016). The power of financial transparency: An event study of country-by-country reporting standards. *Economics Letters*, 145, 120–122. <https://doi.org/https://doi.org/10.1016/j.econlet.2016.05.029>
- Khan, K., Zhao, H., Zhang, H., Yang, H, Shah, M.H., & Jahanger, H. (2020). The Impact of Covid-19 Pandemic on Stock Markets: An Empirical Analysis of World Major Stock Indices. *Journal of Asian Finance, Economics and Business*, 7(7), 463–474. <https://doi.org/10.13106/jafeb.2020.vol7.no7.463>
- Kirana, N., & Sembel, R. (2019). The Effect of Political Event on the

- Indonesian Stock Market: An Event Study of Presidential Election on LQ45 Index Stocks. *International Journal of Business, Economics and Law*, 19(1), 40-49.
- Liu, H. Y., Manzoor, A., Wang, C. Y., Zhang Lei, & Manzoor, Z. (2020). The Covid-19 Outbreak and Affected Countries Stock Markets Response. *International Journal of Environmental Research and Public Health*, 17, 1-19. <https://doi.org/10.3390/ijerph17082800>
- Maysami, R. C., & Koh, T. S. (2000). A vector error correction model of the Singapore stock market. *International Review of Economics & Finance*, 9(1), 79-96. [https://doi.org/10.1016/S1059-0560\(99\)00042-8](https://doi.org/10.1016/S1059-0560(99)00042-8)
- Ngwakwe, C. C. (2020). Effect of COVID-19 pandemic on global stock market values: a differential analysis. *Acta Universitatis Danubius. Œconomica*, 16(2), 255-269.
- Nurcahyono, N., Hanum, A. N., & Sukesti, F. (2021). COVID 19 Outbreak and Stock Market Return: Evidence from Indonesia. *Jurnal Dinamika Akuntansi dan Bisnis*, 8(1). <https://doi.org/10.24815/jdab.v8i1.18934>
- Park, M., Jin, Y. H., & Bessler, D. A. (2008). The impacts of animal disease crises on the Korean meat market. *Agricultural Economics*, 39(2), 183-195. <https://doi.org/10.1111/j.1574-0862.2008.00325.x>
- Pendell, D. L., & Cho, C. (2013). Stock Market Reactions to Contagious Animal Disease Outbreaks: An Event Study in Korean Foot-and-Mouth Disease Outbreaks. *Agribusiness*, 29(4), 455-468. <https://doi.org/10.1002/agr.21346>
- Pitaloka, H., Al Umar, A.U., Hartati, E. R., & Fitria, D. (2020) The Economic Impact of the Covid-19 Outbreak: Evidence from Indonesia. *Jurnal Inovasi Ekonomi*, 05(02), 71-76. <https://doi.org/10.22219/jiko.v5i3.11833>
- Polemis, M., & Soursou, S. (2020). Assessing the Impact of the COVID-19 Pandemic on the Greek Energy Firms: An Event Study Analysis. *Energy Research Letters*, 1 (3). <https://doi.org/10.46557/001c.17238>
- Tandelilin, E. (2010). *Portofolio dan Investasi: Teori dan aplikasi*. Yogyakarta: Kanisius.
- Wang, J., & Zhu, X. (2013). The reaction of international stock markets to Federal Reserve policy. *Financial Markets and Portfolio Management*, 27(1), 1-30. <https://doi.org/10.1007/s11408-012-0204-3>
- Wang, L., & Kutan, A. M. (2013). The impact of natural disasters on stock markets: Evidence from Japan and the US. *Comparative Economic Studies*, 55(4), 672-686. <https://doi.org/10.1057/ces.2013.16>

4. PEMBERITAHUAN ACCEPTED (LOA)

Tanggal 30 Maret 2022



Letter of Acceptance of APMBA External Inbox x

Dodi Irawanto <apmba@ub.ac.id>
to me ▾

Dear Mr. I Wayan Widnyana, et .al

Thank you for your consideration in publishing your manuscript with the title
"Indonesia Composite Index and Market Reaction in Indonesia Due to Covid-19 Pandemic".

On behalf of the editor, I'm pleased to inform you that your article is suitable for publication. Again, congratulations.

We will publish your article on APMBA journal Edition Volume 10 Number 3 April 2022

Publication fee is IDR 3.000.000,- For Payment can be via transfer to the bank account No.144-00-1401274-1 (account holder Dr. Dodi Wirawan Irawanto) Bank Mandiri.

Thank you

Best Regards
Safrilia Ayu Nani
Office Assistance
Asia-Pacific Management and Business Applications
Management Department
University of Brawijaya
Jl. M.T. Haryono No. 165 Malang
INDONESIA
Ph. 082139133709
Email, apmba@ub.ac.id

5. ONLINE PUBLISH (ABSTRAK)

Tanggal 30 April 2022

Indonesia Composite Index and Market Reaction in Indonesia Due to Covid-19 Pandemic

I Wayan Widnyana^{a*}
G. Oka Warmana^b

^aUniversitas Mahasaraswati Denpasar, Bali, Indonesia; ^bUniversitas Pembangunan Nasional “Veteran” Jawa Timur, Indonesia

Abstract

This study aims to examine the impact of the Covid-19 pandemic on the Indonesia Composite Index (ICI) and the reaction of the Indonesian capital market to events related to the Covid-19 pandemic in Indonesia. There were two events observed, the first event was the announcement of the first positive case of Covid-19 in Indonesia, and the second event was the determination of the status of a national disaster by the Indonesian government. Testing of effect of the Covid-19 pandemic on stock prices was carried out by using an independent sample t-test against the average ICI before and after the two events. Testing the market reaction using the event study methodology. The test results found that the ICI average decreased significantly after the announcement of the first positive Covid-19 case. The ICI average also decreased significantly after the determination of the national disaster status. The average ICI return did not differ significantly before and after the two events. The market reaction test found no significant abnormal returns around the two events. The Covid-19 pandemic had an impact on the Indonesian capital market, marked by a decline in the ICI, although investors in the capital market did not react excessively, so there was no significant abnormal return.

Keywords

abnormal return; event study; ICI; market reaction; Covid-19

6. ONLINE PUBLISH (FULL PAPER)

Tanggal 19 Juli 2022

Indonesia Composite Index and Market Reaction in Indonesia Due to Covid-19 Pandemic

I Wayan Widnyana^{a*}
G. Oka Warmana^b

^aUniversitas Mahasaraswati Denpasar, Bali, Indonesia; ^bUniversitas Pembangunan Nasional “Veteran” Jawa Timur, Indonesia

Abstract

This study aims to examine the impact of the Covid-19 pandemic on the Indonesia Composite Index (ICI) and the reaction of the Indonesian capital market to events related to the Covid-19 pandemic in Indonesia. There were two events observed, the first event was the announcement of the first positive case of Covid-19 in Indonesia, and the second event was the determination of the status of a national disaster by the Indonesian government. Testing of effect of the Covid-19 pandemic on stock prices was carried out by using an independent sample t-test against the average ICI before and after the two events. Testing the market reaction using the event study methodology. The test results found that the ICI average decreased significantly after the announcement of the first positive Covid-19 case. The ICI average also decreased significantly after the determination of the national disaster status. The average ICI return did not differ significantly before and after the two events. The market reaction test found no significant abnormal returns around the two events. The Covid-19 pandemic had an impact on the Indonesian capital market, marked by a decline in the ICI, although investors in the capital market did not react excessively, so there was no significant abnormal return.

Keywords

abnormal return; event study; ICI; market reaction; Covid-19

Received: 2 March 2022; Accepted: 30 March 2022; Published Online: 30 April 2022

DOI: 10.21776/ub.apmba.2022.010.03.12

Introduction

Stock prices in the capital market are affected by events that have an economic impact. Previous research has investigated the relationship of capital market returns with important events such as political events (Kirana & Sembel, 2019), natural disasters (Wang & Kutun, 2013), nuclear disasters (Ferstl et al., 2012).

Covid-19 outbreak first pitch detection in Wuhan City, Hubei Province, China in

December 2019. This plague quickly spread throughout the world. The World Health Organization (WHO) declared the Covid-19 pandemic on March 11, 2020.

In February 2020, the Indonesian government still believes that Covid-19 has not entered Indonesia, even though researchers from Harvard University predict that Covid-19 should have entered Indonesia. Even on February 26, 2020, the government has budgeted IDR 72 billion for

*Corresponding author Email: wywid@unmas.ac.id
Asia-Pacific Management and Business Application, 10, 3 (2022): 413-424

P-ISSN : 2252-8997
E-ISSN: 2615-2010

travel promos. On March 2, 2020, the Indonesian government announced two patients' cases Covid-19, first confirmed in Indonesia. On March 14, 2020, President Joko Widodo declared the Covid-19 outbreak a national disaster, and on March 31, 2020, the Government issued Government Regulation Number 21 of 2020 concerning Large-Scale Social Restrictions (PSBB).

Even though until the end of February 2020 the government still showed a calm attitude, the capital market seems to have shown a negative reaction first, as indicated by the continuing decline in the closing price of the Indonesia Composite Index (ICI). Table 1 shows the ICI closing price at the end of December 2019-March 2020. The ICI, which usually closed higher every January, did not occur during the 2019-2020 transition.

Table 1. Changes in the ICI at the December 2019-March 2020

Month	Closing Price (IDR)	Change (%)
December 2019	6,299.54	
January 2020	5,940.05	-5.71
February 2020	5,452.70	-8.20
March 2020	4,538.93	-16.76

Source : Indonesia Stock Exchange

Table 1 shows the percentage decline continues to increase every month. The biggest decrease occurred in March 2020, when the Covid-19 case was found in Indonesia and the government determined the status of a national disaster. The decline in March was even more than double the

decline in February, this indicates that the determination of the status of a national disaster had a big enough impact to bring down stock prices on the Indonesia Stock Exchange (IDX) which had previously declined.

Table 2. ICI Closing Prices at the End of December and January for the Last 5 Years

December	ICI (IDR)	January	ICI (IDR)	Change (%)
2015	4,593.01	2016	4,615.16	0.48
2016	5,296.71	2017	5,302.66	0.11
2017	6,355.65	2018	6,605.63	3.93
2018	6,194.50	2019	6,532.97	5.46
2019	6,299.54	2020	5,940.05	-5.71

Source : Indonesia Stock Exchange

The Coronavirus pandemic is interesting to study its impact on the capital market because it is an unexpected event. The data displayed in Table 1 and Table 2 indicate that the Covid-19 outbreak had an impact on the Indonesian capital market. Previous research also supports this. Nurcahyono (2021) with panel data regression found that the number of deaths due to Covid-19 had an impact on decreasing ICI returns, even though the growth of recovered patients was quite high. This study used a different approach, namely the event study. Several

previous studies have used the event study approach to study the market reaction as a result of the announcement of an event. The Covid-19 pandemic is interesting to study its impact on the capital market as an unexpected event. Liu et al. (2020) in his research using the government news program of the People's Republic of China on January 20, 2020, that the virus can be transmitted between people. Irfan et al. (2021) in their research using the announcement of a global pandemic by WHO on March 11, 2020.

Polemis & Sourso (2020) in their study in Greece using the announcement of a lockdown by the government, on March 23, 2020. Bash (2020) in their study used the first case event that is known. Although several previous studies have used event studies in their research, these studies are still limited to one event, whereas this study highlights two events, namely: (1) positive announcements of Covid-19 1 and 2 patients in Indonesia on March 2, 2020., and (2) the determination of the Covid-19 Pandemic case as a National Disaster by the Indonesian government on March 14, 2020. This research also examines its impact on two variables, namely the stock price and the reaction of the Indonesian capital market.

He, et al. (2020) stated that the Covid-19 has a negative but short-term impact on stock markets of affected countries, Ngwakwe (2020) found that the Covid-19 pandemic had different effects on each stock index investigated, while Pitaloka et al. (2020) concluded that the Covid-19 Pandemic does not affect the price of the stock. Khan, et al. (2020) stated that the Covid pandemic affected market reactions, while Liu et al. (2020) found the reaction of the market does not change with the Covid-19 pandemic.

This research has two purposes. The first objective is to examine the effect of the two events related to the Covid-19 case on the ICI. Testing is done by comparing the average ICI and the average return of the ICI before and after the event. The second objective is to test for market reactions around events. Testing is done by seeing if there is an abnormal return around the date of the event.

Theoretical Framework and Hypothesis Development

This study aims to explain that the COVID-19 pandemic can affect the combined price index and the reaction of the Indonesian capital market. Figure 1 presents the conceptual framework of this study.

The Impact of the Announcement of an Event on the ICI Return

Information published as an announcement will give a signal to investors in making investment decisions, if the announcement contains positive values, the market is expected to react when the announcement is received by the market (Jogiyanto, 2010). Market reactions are indicated by changes in share trading volume due to the announced information and all market participants have received the information. Market participants first interpret and analyze the information as good news or bad news (Wang & Zhu, 2013). The results of the interpretation of this information will later affect the demand and supply from investors, if many investors are pessimistic about the bad news from the information received, it will reduce the number of purchases that occur which are lower than the supply in the market so that prices will increase (Hu, 2017). Conversely, if an investor looks optimistic because of the good news from the information he receives, then he will increase the number of purchases that occur which is higher than the supply in the market so that the price will be pushed up. Stock price volatility is influenced by information on the capital market. Basically, volatility or fluctuations in the market have a role in the return on investment, if the result of huge profits usually have risk high also it is commonly called the investment profile (Tandelilin, 2010).

Research previously had found the relationship between the event and pandemic of disease to return the market capital. The SARS pandemic that occurred in the 2002-2003 period was known to have a negative impact on the tourism and trade sectors in Taiwan (Chen et al., 2009). Not only pandemics in humans, but pandemics that occur in animals are also known to have an impact on the sector that is related to (Park et al., 2008; Pendell & Cho, 2013). However, not all negative events have a significant impact on stock returns. In the AirAsia accident in 2014, it was found that there no significant difference of abnormal

returns of stocks of travel and leisure industry listed at Kuala Lumpur Stock Exchange between before and after the crash of AirAsia plane. (Gumanti et al., 2018).

Return is the result obtained from investing in the capital market. There are several definitions of return used in this study.

Abnormal return is the difference between the return and actual return expected (Caporale et al., 2019). The actual return is return realized or returns that have occurred can be calculated based on historical data (Ferguson & Lam, 2016). The expected return is the return expected by investors in the future (Maysami & Koh, 2000).

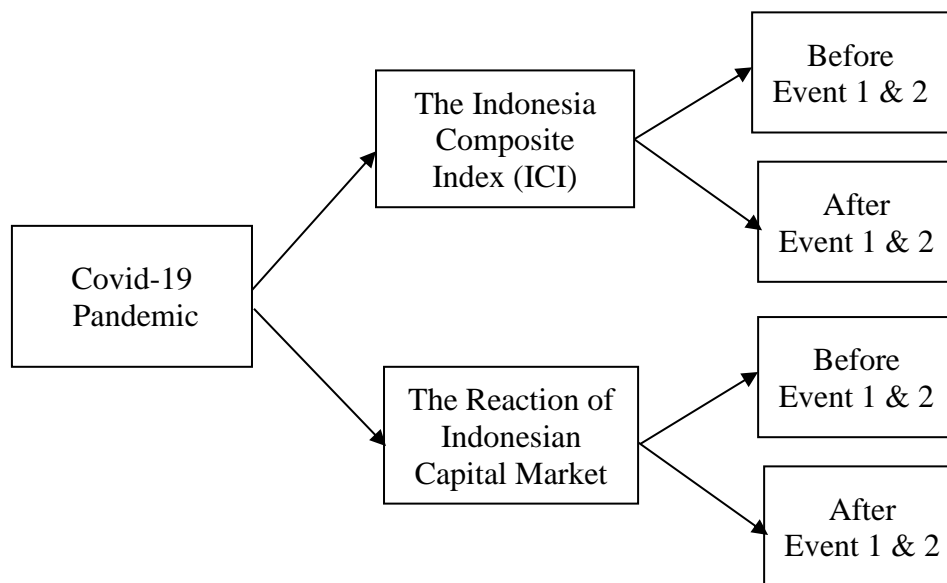


Figure 1. Conceptual Framework

Testing Market Reaction to an Event

The market is said to be efficient if the price of securities does not deviate too much from its intrinsic value. The intrinsic value in question is based on the information contained in the financial statements of the share issuing company (Tandelilin, 2010). Investors will not get a consistent abnormal return on the days when the relevant information is available. Event studies are carried out to examine market reactions to an event whose information is published as an announcement (Caporale et al., 2019). Event studies can be used to test the information content of announcements, and can also be used to test the market efficiency of the semi-strong form (Ferstl et al., 2012). An announcement that contains information will give an abnormal return. The market is called a semi-strong efficient form if no investor can get an abnormal

return from the announced information, or if there is an abnormal return, the market must react quickly to absorb the abnormal return towards the new equilibrium price.

Several previous studies used the event study method to investigate market reactions to events related to the Covid-19 outbreak. Bash (2020) finds that capital market returns decreased significantly after the announcement of the first registered Covid-19 case. Irfan et al. (2021) found that the Islamic stock price index in India responded negatively to the announcement of the global Covid-19 pandemic by WHO, but the Islamic stock price index in Indonesia responded positively to the announcement. Liu et al. (2020) found that capital markets in several countries responded to the news broadcast in the People's Republic of China that the Covid-

19 virus can be transmitted to humans. Polemis & Soursoy (2020) found that there is a significant abnormal return on the shares of energy companies in Greece around the announcement of the implementation of the lockdown.

Hypotheses

The hypotheses that can be formulated in this study is as follows:

- H1: There is a difference in the ICI before and after event 1.
- H2: There is a difference in the ICI returns before and after event 1.
- H3: There is a difference in the ICI before and after event 2.
- H4: There is a difference in the ICI returns before and after event 2.
- H5: There is an abnormal return around the date of event 1.
- H6: There is an abnormal return around the date of event 2.

Research Methods

Testing the Effect of the Covid-19 Pandemic on the ICI

To answer whether the Covid-19 pandemic against the ICI was carried out by comparing the ICI before and after the event. The data used were daily ICI and daily ICI return, seven days before and seven days after the event, respectively. The ICI data is obtained from the IDX, while the ICI return is calculated using the ICI data with the formula in equation (1) as follows:

$$\text{Return ICI}_t = \frac{\text{ICI}_t - \text{ICI}_{t-1}}{\text{ICI}_{t-1}} \dots \dots \dots (1)$$

Where t represents day t . Analysis of this test data using two different tests of independent sample averages that are processed by the SPSS v.23 program.

Testing the Market Reaction to the Covid-19 Pandemic

If the announcement contains information, the market will react around the time of the announcement, resulting in an abnormal return (Cready & Gurun, 2010). To answer the market reaction is done by statistically

testing the abnormal return. Abnormal return is the difference between actual return and expected return (Johannesen & Larsen, 2016). If the actual return is the same as the expected return, then there is no abnormal return (abnormal return equals zero). If the average abnormal return is zero, it means that there is no information content about the price changes that have occurred. The definition around the time of the event in this study was from five days before the event to five days after the event (Cready & Gurun, 2010).

The calculation of the actual return in this study using the returns of the sectoral index in IDX to represent the entire business sector. The actual return calculation is formulated in equation (2). The calculation of expected return uses a market adjustment model, where the ICI return is used as a proxy for expected return so that the abnormal return in this study is defined as the difference between the actual return and the ICI return (equation 3). The ICI return calculation is in accordance with equation (1).

$$\text{Actual return}_{ti} = \frac{\text{price}_{ti} - \text{price}_{ti-1}}{\text{price}_{ti-1}} \dots (2)$$

$$\text{Abnormal return}_{ti} = \text{Actual return}_{ti} - \text{Return ICI}_t (3)$$

In which t is trading t day, i is sector index to i . $i = 1, 2, 3, \dots, 9$, namely: Agriculture; Mining; Basic Industry and Chemicals; Various Industries; Consumer Goods Industry; Property, Real Estate, and Building Construction; Infrastructure, Utilities, and Transportation; Finance; Trade, Service and Investment. Then the average abnormal return is calculated as follows:

$$\text{Abnormal return}_t = \frac{\sum_{i=1}^n \text{abnormal return}_i}{n} \dots (4)$$

Where n denotes the number of sectors (i) observed. The number of observations in this study was nine, namely all IDX sectors based on the Jakarta Stock Industrial Classification (Jasica) classification. Data analysis used one-variable hypothesis

testing which was processed by the SPSS23 program

Results and Discussion

Results of Testing the Effect of the Covid-19 Pandemic on the ICI

Table 3 shows the results of the normality test for the ICI and Return of the ICI. The null hypothesis of the Kolmogorov-Smirnov and Shapiro-Wilk test states that

there is no difference between the distribution of observations and the distribution of expectations. The test results show that all of the results are insignificant (sig.> 0.05) means that the null hypothesis is accepted. The data analyzed were normally distributed. Furthermore, testing the research hypothesis using the parametric test, namely the independent sample t-test.

Table 3. Variable Normality Test Results

Variable	time	Kolmogorov-Smirnov ^a		Shapiro-Wilk	
		Statistics	Sig.	Statistics	Sig.
ICI ₁	before	0.200	0.200 *	0.940	0.639
	After	0.202	0.200 *	0.919	0.465
RICI ₁	before	0.152	0.200 *	0.983	0.971
	After	0.174	0.200 *	0.925	0.505
ICI ₂	before	0.195	0.200 *	0.918	0.453
	After	0.143	0.200 *	0.955	0.772
RICI ₂	before	0.162	0.200 *	0.947	0.698
	After	0.263	0.155	0.818	0.061

Note: ICI is the composite stock price index, and RICI is the ICI return subscripts 1 and 2 represent event 1 and event 2

Source: Data Process

Table 4 shows the ICI descriptive statistics and the ICI returns before and after the two events related to Covid-19. After it was found that the first patient was positive for Covid-19, the average ICI decreased from IDR. 5,728 to IDR. 5,432. The average return of the ICI actually increased slightly from -1.18% to -0.57 %, although both before and after the event the average ICI return was negative. The negative return on the ICI shows that the ICI continued to decline both before and after the first case of Covid-19 was found. The slightly increased ICI return showed that the ICI decreased after the first Covid-19 case was slightly lower than before the case.

After the determination of the status of a national disaster, the ICI decreased again

from IDR. 5,207 to IDR. 4,243. The deeper decline from this first event caused ICI to return to decline from -1.95% to -3.06%, which means that the ICI decline after the status determination was greater than before the determination of the National disaster status. These descriptive statistics show that the determination of the status of a national disaster has a greater impact on the decline in the ICI compared to the first patient announcement of Covid-19. The decline in the ICI and the Return of the ICI is in accordance with the findings by He et al. (2020) that COVID-19 has a negative but short-term impact on the stock markets of affected countries.

Table 4. ICI Descriptive Statistics and ICI Returns

Variable	Time	Mean	Std. Deviation
ICI ₁	Before	5728.0357	179,74473
	After	5432.0471	199.47532
RICI ₁	before	-0.0118	0.00948
	After	-0.0057	0.03341
ICI ₂	before	5207.3914	278.48331
	After	4243.6557	268,48728
RICI ₂	before	-0.0195	0.02950
	After	-0.0306	0.02712

Note:

- ICI is the composite stock price index, and ICI is the ICI return
- ICI and RICI observations were 7 days before and 7 days after the event, respectively
- subscripts 1 and 2 represent event 1 and event 2
- Event 1 is the announcement of patients 1 and 2 positives for Covid-19 in Indonesia on March 2, 2020,
- Event 2 is the determination of the Covid-19 pandemic as a national disaster by the government on March 14, 2020.

Source: Data Process

Table 5 shows the results of the ICI difference test and the ICI return before and after events 1 and 2. The difference in the ICI before and after the announcement of the first Covid-19 case was statistically significant, indicated by a significance value of $0.013 < 0.05$. However, the difference in ICI returns is not significant, indicated by a significance value of $0.648 > 0.05$. Thus, the first research hypothesis is accepted, while the second research hypothesis is rejected. These results indicate that the announcement of the first Covid-19 patient had an impact on the decline in the ICI.

The difference between the ICI before and after the determination of the national disaster status was also statistically significant, as indicated by a significance value of $0.000 < 0.05$. However, the difference in ICI returns is not significant, indicated by a significance value of $0.478 >$

0.05 . Thus, the third research hypothesis is accepted, while the fourth research hypothesis is rejected. These results indicate that the announcement of the national disaster status determination also has a significant impact on the decline in the ICI. The significant difference between the ICI in events 1 and 2 indicates that the ICI continued to decline, but the decline occurred gradually so that the difference in ICI returns was not statistically significant. This result is different from the findings by Chowdhury & Abedin (2020) in the U.S. that there was a significant abnormal return around the announcement of the first confirmed Covid-19 case. Nurcahyono et al. (2021) found that the number of cases of death due to Covid-19 in Indonesia had a negative effect on ICI. For the case in Indonesia, capital market returns may be more influenced by cases of death as a direct impact of Covid-19, rather than the announcement of a particular event.

Table 5. Different Test Results

Variable	t	Sig. (2-tailed)
ICI ₁	2,916	0.013 **
RICI ₁	-0.468	0.648
ICI ₂	6,592	0.000 ***
RICI ₂	0.733	0.478

Note: ** significant at $\alpha = 5\%$

*** significant at $\alpha = 1\%$

- ICI is the composite stock price index, and RICI is the ICI return
- subscripts 1 and 2 represent event 1 and event 2
- Event 1 is the announcement of patients 1 and 2 positives for Covid-19 in Indonesia on March 2, 2020,
- Event 2 is the determination of the Covid-19 pandemic as a national disaster by the government on March 14, 2020.

Source: Data Process

Results of Testing the Market Reaction to the Covid-19 Event

Table 6 shows the descriptive statistics of abnormal returns. Event 2, namely the determination of the status of a national disaster occurred on Saturday, which is not

a trading day, so there is no data on the event date (D0). Data D+1 using the data on Monday 16 March 2020. Table 6 shows that there is no too large average abnormal return around event 1 and event 2.

Table 6. Descriptive Statistics of Abnormal Return

Day	Event 1		Event 2	
	Mean	Std. Dev	Mean	Std. Dev
D-5	-0.0004	0.00337	-0.0017	0.01557
D-4	0.0009	0.01194	-0.0049	0.00875
D-3	-0.0017	0.01024	-0.0053	0.01479
D-2	0.0058	0.00902	-0.0009	0.01524
D-1	-0.0077	0.01813	-0.0073	0.01572
D0	0.0071	0.01406		
D+1	-0.0011	0.00835	0.0010	0.01116
D+2	-0.0025	0.01122	0.0058	0.0164
D+3	0.0004	0.00726	0.0024	0.01243
D+4	0.0021	0.01231	0.0050	0.01339
D+5	-0.0017	0.01557	0.0024	0.03385
Min	-0.0077		-0.0073	
Max	0.0071		0.0058	

Event 1 is the announcement of patients 1 and 2 positives for Covid-19 in Indonesia on March 2, 2020,

Event 2 is the determination of the Covid-19 pandemic as a national disaster by the government on March 14, 2020.

Source: Data Process

Table 7 shows that the market reacts quickly to negative events in the presence of negative abnormal returns. Table 7 also shows the results of the abnormal return significance test, the null-testing hypothesis states that the average abnormal return is equal to zero. The test results show that there is no significant abnormal return around the date of announcement of the first Covid-19 patient and around the date of the announcement of the determination of the national disaster status, which is indicated by the overall sig value > 0.05 . The absence of an abnormal return means that there is no excessive market reaction, where the actual return is not different from the expected return. Thus, the fifth and sixth research hypotheses were rejected. The absence of abnormal returns does not mean that there is no information contained on the Covid-19 incident, because the data shows a declining ICI movement, unlike previous years. The results of this event study support the efficiency of a semi-strong market. The market is called a semi-strong efficient form if no investor can get an abnormal return

from the announced information, or if there is an abnormal return, the market must react quickly to absorb the abnormal return towards the new equilibrium price.

This result is not following the findings of Polemis & Soursou (2020) that there is a significant abnormal return as a result of Covid-19. However, these results are consistent with the findings of Liu (2020) that there is a decline in the stock price index but there is no significant abnormal return around the events for the Indonesian capital market, even though they find significant abnormal returns in the capital markets of several other Asian countries. Irfan et al. (2021) stated that the reaction of a stock exchange is dependent on other economic factors unique to the country, resulting in the impact of the event of the Covid-19 to vary from one country to another. He et al. (2020) found that the impact of COVID-19 on stock markets has bidirectional spill-over effects between Asian countries and European and American countries.

Table 7. Significance Test Results for Abnormal Return

Day	Event 1			Event 2		
	T	Sig. (2-tailed)	Mean Difference	t	Sig. (2-tailed)	Mean Difference
H-5	-0.326	0.752	-0.00037	-0.333	0.747	-0.00173
H-4	0.230	0.824	0.00092	-1,669	0.134	-0.00487
H-3	-0.484	0.641	-0.00165	-1,072	0.315	-0.00528
H-2	1.928	0.090	0.00580	-0.174	0.866	-0.00088
H-1	-1.270	0.240	-0.00767	-1,397	0.200	-0.00732
H0	1.511	0.169	0.00708			
H+1	-0.408	0.694	-0.00114	0.279	0.787	0.00104
H+2	-0.676	0.518	-0.00253	1,055	0.322	0.00576
H+3	0.158	0.878	0.00038	0.575	0.581	0.00238
H+4	0.520	0.617	0.00214	1,110	0.299	0.00495
H+5	-0.333	0.747	-0.00173	0.212	0.838	0.00239

Event 1 is the announcement of patients 1 and 2 positives for Covid-19 in Indonesia on March 2, 2020.

Event 2 is the determination of the Covid-19 pandemic as a national disaster by the government on March 14, 2020.

Source: Data Process

Conclusions, Limitations, and Suggestions

From all the test results, it can be concluded that the Covid-19 pandemic has a negative effect on the ICI. There is a significant difference in the average ICI before and after the two studied events. The ICI average decreased after the announcement of the first Covid-19 case in Indonesia and declined again after the determination of the status of a national disaster. In terms of ICI returns, no significant differences were found before and after the two events studied. The average ICI return before and after the events was all negative. Although the Covid-19 outbreak had a negative impact on the ICI, abnormal returns were not found around the events studied, these indicates a market reaction that is fast adjusting securities prices towards the new equilibrium.

From a practical aspect, the research results have implications so that investors can better understand seeing ICI movements during the Covid-19 pandemic in order to minimize investment risk. From a theoretical point of view, the results of the analysis can be used as an academic referral to see the external impact such as Covid-19 on ICI and the market reactions that occur.

The limitation of this study is that it only examines the market reaction in Indonesia so that the findings of this study cannot be generalized to capital markets in other countries. The market reaction to the announcement of an event may vary between different capital markets. The test results did not find a significant difference in ICI return before and after the two events studied. Future studies are suggested to compare the two long periods in order to better capture the differences. The absence of significant abnormal returns due to the Covid-19 outbreak in the Indonesian capital market is also a limitation of this study. Abnormal returns may occur beyond the

announcement of the events studied in this research. Investors may have anticipated the announcement about Covid-19 in Indonesia because it had happened earlier in other countries. It is recommended to study the announcements of other events related to the Covid-19 outbreak in the country and abroad.

Notes on Contributor

I Wayan Widnyana is a Senior Lecturer in in the Management Department at the Faculty of Economics and Business, Universitas Mahasaraswati Denpasar, Bali, Indonesia.

G. Oka Warmana is a Lecturer in the Management Department at the Faculty of Economics and Business, Universitas Pembangunan Nasional “Veteran” Jawa Timur, Indonesia

References

- Bash, A. (2020). International evidence of COVID-19 and stock market returns: an event study analysis. *International Journal of Economics and Financial Issues*, 10(4), 34-38. <https://doi.org/10.32479/ijefi.9941>
- Caporale, G. M., Plastun, A., & Makarenko, I. (2019). Force majeure events and stock market reactions in Ukraine. *Investment Management and Financial Innovations*, 16(1), 334–345. [https://doi.org/10.21511/imfi.16\(1\).2019.26](https://doi.org/10.21511/imfi.16(1).2019.26)
- Chen, C. D., Chen, C. C., Tang, W. W., & Huang, B. Y. H. (2009). The Positive and Negative Impacts of the Sars Outbreak: A Case of the Taiwan Industries. *The Journal of Developing Areas*, 43(1), 281–293. URL : <https://www.jstor.org/stable/40376284>

- Chowdhury, E. K., & Abedin, M. Z. (2020). Covid-19 Effects on the US Stock Index Returns: An Event Study Approach. *SSRN Electronic Journal*, May. <https://doi.org/10.2139/ssrn.3611683>
- Cready, W. M., & Gurun, U. G. (2010). Aggregate Market Reaction to Earnings Announcements. *Journal of Accounting Research*, 48(2), 289–334. <https://doi.org/10.1111/j.1475-679X.2010.00368.x>
- Ferguson, A., & Lam, P. (2016). Government policy uncertainty and stock prices: The case of Australia's uranium industry. *Energy Economics*, 60, 97–111. <https://doi.org/https://doi.org/10.1016/j.eneco.2016.08.026>
- Ferstl, R., Utz, S., & Wimmer, M. (2012). The Effect of the Japan 2011 Disaster on Nuclear and Alternative Energy Stocks Worldwide: An Event Study. *Business Research*, 5(1), 25–41. <https://doi.org/10.1007/BF03342730>
- Gumanti, T. A., Savitri, E., Nisa, N. W., & Utami, E. S. (2018). Event Study on the Crash of Airasia Plane : A Study on Travel and Leisure Companies Listed at Malaysian Stock Market. *Jurnal Akuntansi dan Keuangan*, 20(1), 20–26. <https://doi.org/10.9744/jak.20.1.20-26>
- He, Q., Liu, J., Wang, S. & Yu, J. (2020). The Impact of COVID-19 on Stock Markets. *Economic and Political Studies*, 8(3), 275–288. <https://doi.org/10.1080/20954816.2020.1757570>
- Hu, H. (2017). The impact of sovereign rating events on bank stock returns: An empirical analysis for the Eurozone. *Journal of Risk Finance*, 18(4), 338–367. <https://doi.org/10.1108/JRF-12-2016-0156>
- Irfan, M., Kassim, S., & Dhimmarr, S. (2021). Impact of Covid-19 on Islamic Stock Markets: An Investigation using Threshold Volatility and Event Study Models. *International Journal of Islamic Economics and Finance (IJIEF)*, 4(1), 121-148. <https://doi.org/10.18196/ijief.v4i1.10480>
- Jogiyanto, H. (2010). Teori portofolio dan analisis investasi. *Edisi Ketujuh*. Yogyakarta: BPFE.
- Johannesen, N., & Larsen, D. T. (2016). The power of financial transparency: An event study of country-by-country reporting standards. *Economics Letters*, 145, 120–122. <https://doi.org/https://doi.org/10.1016/j.econlet.2016.05.029>
- Khan, K., Zhao, H., Zhang, H., Yang, H., Shah, M.H., & Jahanger, H. (2020). The Impact of Covid-19 Pandemic on Stock Markets : An Empirical Analysis of World Major Stock Indices. *Journal of Asian Finance, Economics and Business*, 7(7), 463–474. <https://doi.org/10.13106/jafeb.2020.vol7.no7.463>
- Kirana, N., & Sembel, R. (2019). The Effect of Political Event on the Indonesian Stock Market: An Event Study of Presidential Election on LQ45 Index Stocks. *International Journal of Business, Economics and Law*, 19(1), 40-49.
- Liu, H. Y., Manzoor, A., Wang, C. Y., Zhang Lei, & Manzoor, Z. (2020). The Covid-19 Outbreak and Affected Countries Stock Markets Response. *International Journal of Environmental Research and Public Health*, 17, 1–19. <https://doi.org/10.3390/ijerph17082800>
- Maysami, R. C., & Koh, T. S. (2000). A vector error correction model of the Singapore stock market. *International Review of Economics & Finance*, 9(1), 79–96. [https://doi.org/https://doi.org/10.1016/S1059-0560\(99\)00042-8](https://doi.org/https://doi.org/10.1016/S1059-0560(99)00042-8)
- Ngwakwe, C. C. (2020). Effect of COVID-19 pandemic on global stock market

- values: a differential analysis. *Acta Universitatis Danubius. Economica*, 16(2), 255-269.
- Nurcahyono, N., Hanum, A. N., & Sukesti, F. (2021). COVID 19 Outbreak and Stock Market Return: Evidence from Indonesia. *Jurnal Dinamika Akuntansi dan Bisnis*, 8(1). <https://doi.org/10.24815/jdab.v8i1.18934>
- Park, M., Jin, Y. H., & Bessler, D. A. (2008). The impacts of animal disease crises on the Korean meat market. *Agricultural Economics*, 39(2), 183–195. <https://doi.org/10.1111/j.1574-0862.2008.00325.x>
- Pendell, D. L., & Cho, C. (2013). Stock Market Reactions to Contagious Animal Disease Outbreaks : An Event Study in Korean Foot-and-Mouth Disease Outbreaks. *Agribusiness*, 29(4), 455–468. <https://doi.org/10.1002/agr.21346>
- Pitaloka, H., Al Umar, A.U., Hartati, E. R., & Fitria, D. (2020) The Economic Impact of the Covid-19 Outbreak : Evidence from Indonesia. *Jurnal Inovasi Ekonomi*, 05(02), 71–76. <https://doi.org/10.22219/jiko.v5i3.11833>
- Polemis, M., & Soursou, S. (2020). Assessing the Impact of the COVID-19 Pandemic on the Greek Energy Firms: An Event Study Analysis. *Energy Research Letters* , 1 (3). <https://doi.org/10.46557/001c.17238>
- Tandelilin, E. (2010). *Portofolio dan Investasi: Teori dan aplikasi*. Yogyakarta: Kanisius.
- Wang, J., & Zhu, X. (2013). The reaction of international stock markets to Federal Reserve policy. *Financial Markets and Portfolio Management*, 27(1), 1-30. <https://doi.org/10.1007/s11408-012-0204-3>
- Wang, L., & Kutan, A. M. (2013). The impact of natural disasters on stock markets: Evidence from Japan and the US. *Comparative Economic Studies*, 55(4), 672-686. <https://doi.org/10.1057/ces.2013.16>

PEER REVIEW

LEMBAR
HASIL PENILAIAN SEJAWAT SEBIDANG ATAU *PEER RIVIEW*
KARYA ILMIAH: **JURNAL**

Judul Karya Ilmiah (artikel) : Indonesia Composite Index and Market Reaction in Indonesia Due to Covid-19 Pandemic.
Jumlah Penulis : 2 (dua) orang (**I Wayan Widnyana**, G. Oka Warmana)
Status Penulis : Penulis Pertama
Identitas jurnal : a. Nama Jurnal: Asia-Pacific Management and Business Application.
b. Nomor ISSN: P-ISSN 2252-8997, E-ISSN 2615-2010.
c. Volume, nomor, bulan, tahun: Vol.10 No.3, Juni 2022
d. Penerbit: Department of Management, Faculty of Economics and Business, Brawijaya University
e. DOI artikel (jika ada):
f. Alamat web jurnal:
<https://apmba.ub.ac.id/index.php/apmba/article/view/505/352>
g. Terindeks: Terakreditasi sinta peringkat 2.

Kategori Publikasi Karya Ilmiah: ☐ Jurnal Internasional Bereputasi/ Jurnal Internasional
(beri √ pada kategori yang tepat) ☒ Jurnal Nasional Terakreditasi
☐ Jurnal Nasional/ Nasional Terindeks di DOAJ, CABI, COPENICUS

Hasil Penilaian Peer Review


Komponen Yang Dinilai	Nilai Maksimal Jurnal Ilmiah (25)			Nilai Akhir Yang Diperoleh
	Internasional/Internasional Bereputasi** <input type="checkbox"/>	Nasional Terakreditasi <input checked="" type="checkbox"/>	Nasional*** <input type="checkbox"/>	
a. Kelengkapan unsur artikel (10%)		2,5		2,5
b. Ruang lingkup dan kedalaman pembahasan (30%)		7,5		7,0
c. Kecukupan dan kemutakhiran data/informasi dan metodologi (30%)		7,5		7,5
d. Kelengkapan unsur dan kualitas terbitan/jurnal (30%)		7,5		7,0
Total = (100%)		25		24
Nilai Pengusul 14,4				

Catatan Penilaian Artikel oleh Reviewer :

- Kelengkapan unsur isi artikel** : Kelengkapan unsur isi jurnal sesuai kriteria: Judul, abstrak, pendahuluan, kajian pustaka, hipotesis, metode penelitian, hasil, pembahasan, kesimpulan, keterbatasan, saran dan referensi.
- Ruang lingkup dan kedalaman pembahasan** : Ruang lingkup artikel pada kajian bidang manajemen keuangan khususnya mengenai investasi. Pembahasan dilakukan secara mendalam dengan mengidentifikasi dan menganalisis apakah indeks harga saham gabungan dan pasar saham akan bereaksi dengan adanya covid-19.
- Kecukupan dan kemutakhiran data/ informasi dan metodologi** : Menggunakan data dan metodologi yang mutakhir. Data dianalisis dengan menggunakan uji beda untuk melihat ada tidaknya perbedaan indeks saham gabungan dan pasar saham yang ditandai dengan return saham, pada sebelum dan sesudah terjadinya peristiwa covid 19 baik peristiwa 1 dan peristiwa 2.
- Kelengkapan unsur dan kualitas terbitan jurnal** : Unsur dan kualitas terbitan pada jurnal Asia-Pacific Management and Business Application tergolong baik, masuk pada jurnal nasional terakreditasi sinta peringkat 2.

Denpasar, 23 Juni 2022

Reviewer I



Prof. Dr. I Gusti Bagus Wiksuana, SE., MS.

NIDN: 0027086105

Jafung: Guru Besar

Unit Kerja: Universitas Udayana

*Dinilai oleh dua Reviewer secara terpisah

** Coret yang tidak perlu

*** Nasional/terindeks DOAJ, CABI, Copernicus

LEMBAR
HASIL PENILAIAN SEJAWAT SEBIDANG ATAU *PEER REVIEW*
KARYA ILMIAH: **JURNAL**

Judul Karya Ilmiah (artikel) : Indonesia Composite Index and Market Reaction in Indonesia Due to Covid-19 Pandemic.
Jumlah Penulis : 2 (dua) orang (**I Wayan Widnyana, G. Oka Warmana**)
Status Penulis : Penulis Pertama
Identitas jurnal : a. Nama Jurnal: Asia-Pacific Management and Business Application.
b. Nomor ISSN: P-ISSN 2252-8997, E-ISSN 2615-2010.
c. Volume, nomor, bulan, tahun: Vol.10 No.3, Juni 2022
d. Penerbit: Department of Management, Faculty of Economics and Business, Brawijaya University
e. DOI artikel (jika ada):
f. Alamat web jurnal:
<https://apmba.ub.ac.id/index.php/apmba/article/view/505/352>
g. Terindeks: Terakreditasi sinta peringkat 2.

Kategori Publikasi Karya Ilmiah: ☐ Jurnal Internasional Bereputasi/ Jurnal Internasional
(beri √ pada kategori yang tepat) ☒ Jurnal Nasional Terakreditasi
☐ Jurnal Nasional/ Nasional Terindeks di DOAJ, CABI, COPENICUS

Hasil Penilaian Peer Review

Komponen Yang Dinilai	Nilai Maksimal Jurnal Ilmiah (25)			Nilai Akhir Yang Diperoleh
	Internasional/Internasional Bereputasi** <input type="checkbox"/>	Nasional Terakreditasi <input checked="" type="checkbox"/>	Nasional*** <input type="checkbox"/>	
a. Kelengkapan unsur artikel (10%)		2,5		2,5
b. Ruang lingkup dan kedalaman pembahasan (30%)		7,5		7,5
c. Kecukupan dan kemutakhiran data/informasi dan metodologi (30%)		7,5		7,5
d. Kelengkapan unsur dan kualitas terbitan/jurnal (30%)		7,5		7,0
Total = (100%)		25		24,5
Nilai Pengusul 14,7				

Catatan Penilaian Artikel oleh Reviewer :

- Kelengkapan unsur isi artikel** : Artikel telah memenuhi kengkapn unsur yang disesuaikan dengan jurnal AP MBA, yaitu Judul, abstrak, pendahuluan, kajian pustaka, hipotesis, metode penelitian, hasil, pembahasan, kesimpulan, saran dan daftar pustaka yang relevan.
- Ruang lingkup dan kedalaman pembahasan** : Artikel ini masuk pada ruang lingkup manajemen keuangan yang membahas pasar saham. Analisis dilakukan secara mendalam dengan melibatkan dua rangkaian peristiwa awal covid-19 masuk ke Indonesia. Adanya kedua peristiwa tersebut dianalisis pengaruhnya terhadap indeks harga saham gabungan dan reaksi pasar saham di bursa efek Indonesia.
- Kecukupan dan kemutakhiran data/ informasi dan metodologi** : Data yang digunakan cukup update dengan menggali informasi terkini saat covid-19 terjadi. Metodologi yang digunakan sesuai tujuan penelitian menggunakan uji beda paired samples t-test, yaitu sebelum dan sesudah suatu peristiwa terjadi. Pada penelitian ini peristiwa yang terjadi bukan satu saja tetapi dua, sehingga analisisnya menjadi lebih kompleks. Maka hal tersebut menjadi kekuatan penelitian ini.
- Kelengkapan unsur dan kualitas terbitan jurnal** : Artikel masuk ke jurnal Asia-Pacific Management and Business Application (AP MBA) yang merupakan katagori jurnal nasional terakreditasi Sinta 2. Dimana jurnal AP MBA memenuhi unsur dan kualitas terbitan yang konsisten dan terjaga baik.

Denpasar, 22 Juni 2022

Reviewer 2

Prof. Dr. Drs. Anak Agung Futu Agung, MSi.

NIDN: 0023095602

Jafung: Guru Besar

Unit Kerja: Universitas Mahasaraswati Denpasar

*Dinilai oleh dua Reviewer secara terpisah

** Coret yang tidak perlu

*** Nasional/terindeks DOAJ, CABI, Copernicus